

Action^{®3} NG



The market leader just got
a whole lot better!



Yes, you can.®

Meet the famous **Action³_{NG}**

The market leading **Action³_{NG}** is easy to set-up and offers an extensive range of cross-compatible options and accessories to help meet a vast range of different user demands.

This cross-compatibility across of the **Action_{NG}** Family and other Invacare models allows dealers to achieve a low total cost of ownership, in addition to making re-use and refurbishment an easy and attractive feature for users.

- ▶ Lightest wheelchair in its field
- ▶ Increased stability for a smoother ride
- ▶ Improved design for greater support

KEY

EXCLUSIVE
FEATURES

1

Light and transportable

- ▶ Already the lightest wheelchair in its field, the **Action³_{NG}** can be further lightened by using the optional lightweight castor housing and lightweight wheels, potentially reducing the overall weight by 1.2 kg. Complementing the low transfer weight, the chair also has a foldable backrest, allowing it to be easily folded and dismantled, making it easily transportable in even the smallest of cars.

2

Comfort and functionality

- ▶ The **Action³_{NG}**'s special cross bar folding mechanism, improves stability and makes folding and unfolding even easier. Together with a new release lever – to increase the ease of flipping up the armrests – the **Action³_{NG}** is a great choice for all-round maximum comfort.



3

Adaptable and modular

- ▶ Cross-compatibility features present across the **Action** Family of chairs and accessories mean that each chair is adaptable and modular. Therefore, the **Action³_{NG}** is well equipped to accommodate changes in user needs over time, simple to refurbish and has access to a wide range of customisation options.

4

Tailored to fit

- ▶ A new, increased colour range and an improved backrest cover design bring even more opportunities for users to tailor the chair to fit. The new backrest cover overlaps the back canes for added comfort and the backrest now includes a removable lumbar support to give greater support to users regardless of their shape.



Features and Options ▾

► Lightness

With a basic weight from 14.2 kg and a transportation weight of 7.5 kg (without legrests, armrests or rear wheels) the **Action³_{NG}** addresses key needs for handling, storage and transportation. In addition, with the new lightweight options, the basic weight can be further reduced to a low 13 kg.



► Angle adjustable backrest

The patented, stepless, angle adjustable backrest design has been incorporated from the **Action^{®5}** which allows for adjustments to be made with the user sitting in the wheelchair. In addition, the forward folding backrest function reduces the overall size for storage.



▲ Skirt guard

The open zone skirt guard helps easier transfers in and out of the chair.



▲ Flip-back armrest

A redesigned release lever and receiver ensures a smooth 'flip-back' motion for users.



▲ Tie-down hook

A brightly coloured hook allows simple and secure fixation in a vehicle.



▲ Length compensating elevating legrest

The elevating legrest offers optimal length compensation with the elevation stepped in 3° / 5° increments (approx.).



◀ Amputee support

Height, angle and depth-adjustable, the amputee support is also swingaway.



◀ 20 rear wheel positions

Driving performance is enhanced with a choice of 20 rear wheel positions as standard.



◀ Bi-material cover*

The new black mesh cover has been oversized to cover the back canes better and allows for easy repositioning of the lumbar supporting strap.



◀ Transit chair

The Transit version offers seat heights of 460, 485 and 510 mm with 12" plastic rear wheels.



◀ Concave armpad

Thinner than a classic hemi armpad, the concave armpad offers better access to the handrims while providing a comfortable elbow support.



Reclining backrest*

A gas spring backrest allows carers to easily adjust the user's back position in one continuous movement and with raised assistance.

Options ▼



▲ Rotative hemi armpad with palmar support

This new 360° rotative hemi armpad is ideal in combination with dual handrim propulsion. 3 different palmar supports are available for better hand positioning.



▲ (1) Flat, (2) Curved and (3) horn type right or left.



▲ Headrests

A neckrest, headrest or cheek support are all available, depending on user needs. These elements can all be adjusted on the backbrace, changing the height or depth to ensure the most optimum position.



◀ Dual handrim propulsion*

Specifically for hemiplegic use, this handrim with QR mechanism makes the chair easily foldable.



◀ Backrest types

On top of the fixed backrest (0° or 7°), **Action³_{NG}** offers 4 different types of backrests to suit user's needs :
① folding, ② angle adjustable (-15°/+15°), ③ ratchet reclining (0°/30°) and ④ gas spring reclining (0°/30°)

Options ▼



▲ Armrest assortment options

① Swing away detachable, ② swing away detachable height-adjustable, ③, ④ and ⑤ removable height-adjustable, ⑥ comfort detachable height-adjustable, ⑦ hemi and ⑧ tubular.

200x30



125x30



150x30



▲ Front castor

Front castors available in 5", 6" and 8" pneumatic or solid tyre, with various options of tyre width also available.



▶ Cushion options

Choose from a range of Invacare cushions offering basic comfort, through to HR Foam with Gel Packs for higher risk. Go on-line to find out more.



▲ Anti-tip device

Provides extra safety and comes either fixed (top) or removable (bottom) versions.



▲ Transparent tray

Useful for mealtimes and leisure activities such as reading.



▲ Matrix® backrest

Martx Elite and **Elite Deep** can be added as an option to provide greater comfort.



▲ Buckle belt

This optional **BodyPoint®** belt brings increased user safety whilst seated as well as increased comfort and postural support.

Technical data ▼










For more comprehensive pre-sales information about this product, including the product's user manual, please see your local Invacare website.

							
	Seat width ▼	Seat depth ▼	Seat angle ▼	Seat height ▼	Backrest angle ▼	Backrest height ▼	Front frame angle ▼
Self Propulsion	380 / 405 / 430 / 455 / 480 / 505 mm	400 / 450 / 500 mm	0° / 3° / 6°	360 / 385 / 410 / 435 / 460 / 485 / 510 mm	325 - 510 mm	325 - 510 mm	80° / 0 - 80° / 90°
Transit	380 / 405 / 430 / 455 / 480 / 505 mm	400 / 450 mm	0° / 3° / 6°	460 / 485 / 510 mm	380 - 460 mm	380 - 460 mm	80° / 0 - 80° / 90°

							
	Length of footrests ▼	Armrest height ▼	Driving unit width ▼	Total width, folded ▼	Total length inc. Footrests ▼	Total length without footrests ▼	Total height ▼
Self Propulsion	200 - 400 / 330 - 460 / 440 - 510 mm	200 - 280 / 240 / 170 - 300 / 210 - 350 mm	Seat width + 190 mm	295 mm	995 - 1170 mm	835 - 960 mm	820 - 1050 mm
Transit	200 - 400 / 330 - 460 / 440 - 510 mm	200 - 280 / 240 / 170 - 300 / 210 - 350 mm	Seat width + 160 mm	260 mm	950 - 1050 mm	710 - 910 mm	920 - 1050 mm

							
	Max. Safe slope ▼	Radius ▼	Max. User weight ▼	Total weight, from ▼	Mass of the heaviest part, from ▼		
Self Propulsion	7°	870 mm	125 kg	13.0 kg	7.1 kg		
Transit	7°	870 mm	125 kg	13.5 kg	10.3 kg		

Frame colours ▼

				
Dark Purple	Matt Black	Navy Blue	Matt Red	Water Blue
				
Pearl White	Slate Grey	Electric Green	Anthracite Black	

Upholstery ▼



Black Nylon

Please notice colors may vary slightly from those displayed above.

Tel: +41 61 487 70 70
hqeurope@invacare.com
www.invacare.eu.com

Invacare International GmbH
Neuhofweg 51
4147 Aesch BL
Switzerland

